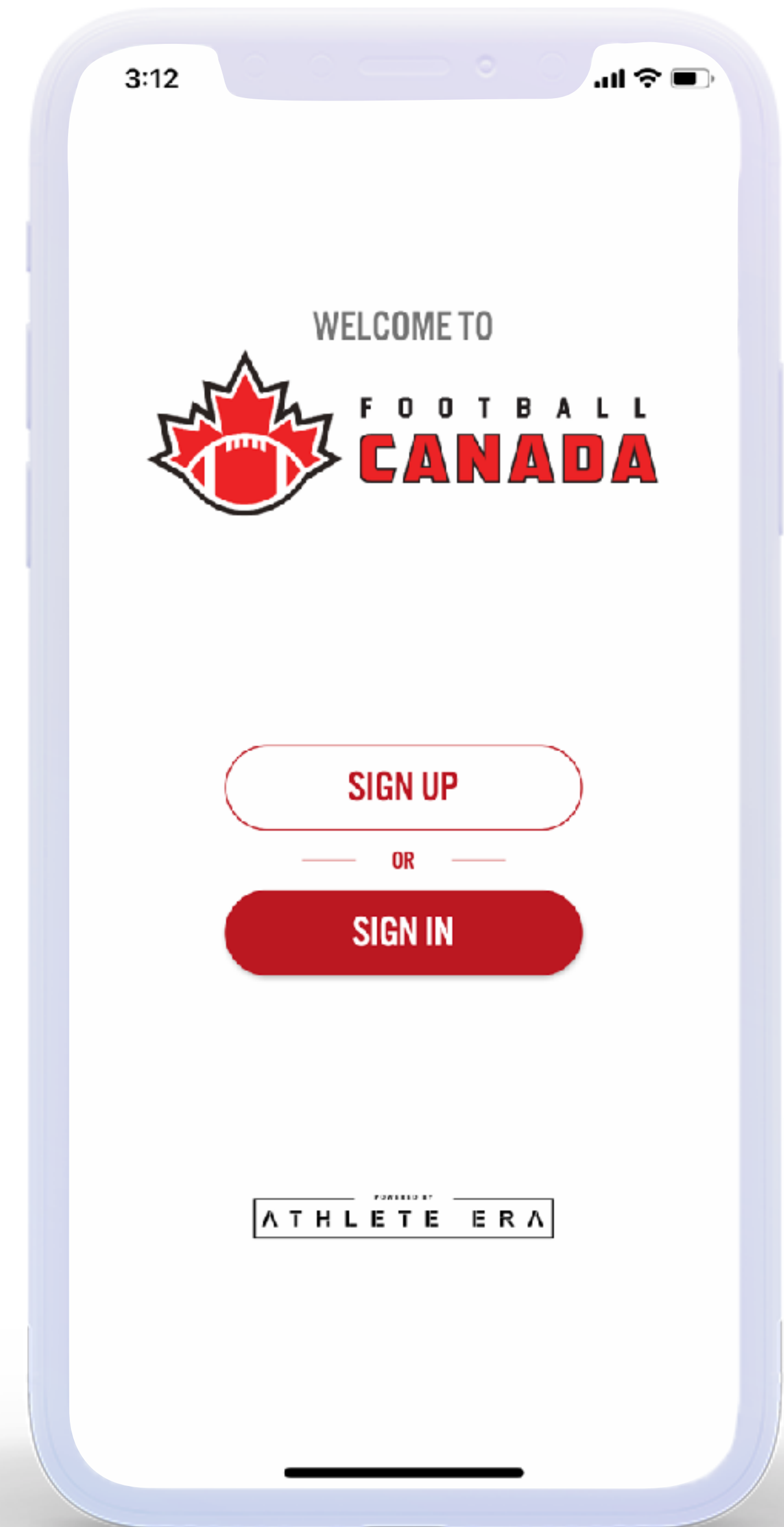




# Overview

- App Feature Overview
- Getting Started
- Implementation With New Coaches
- Implementation With Experienced Coaches



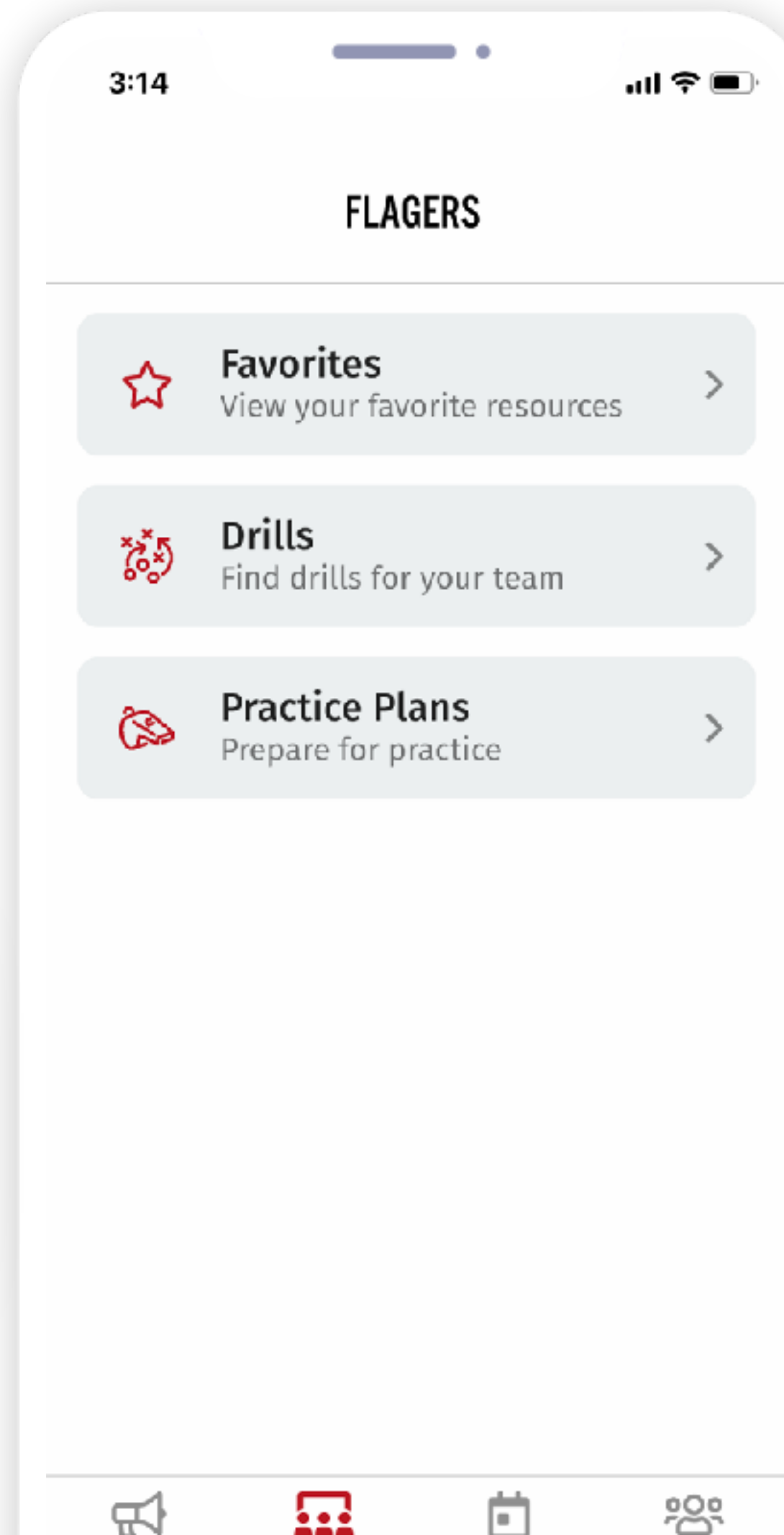


# App Feature Overview

# Coaching Tools

**Find Completed Age-appropriate Drills and Plans**

**Favourite Content For Quick Reference Later**



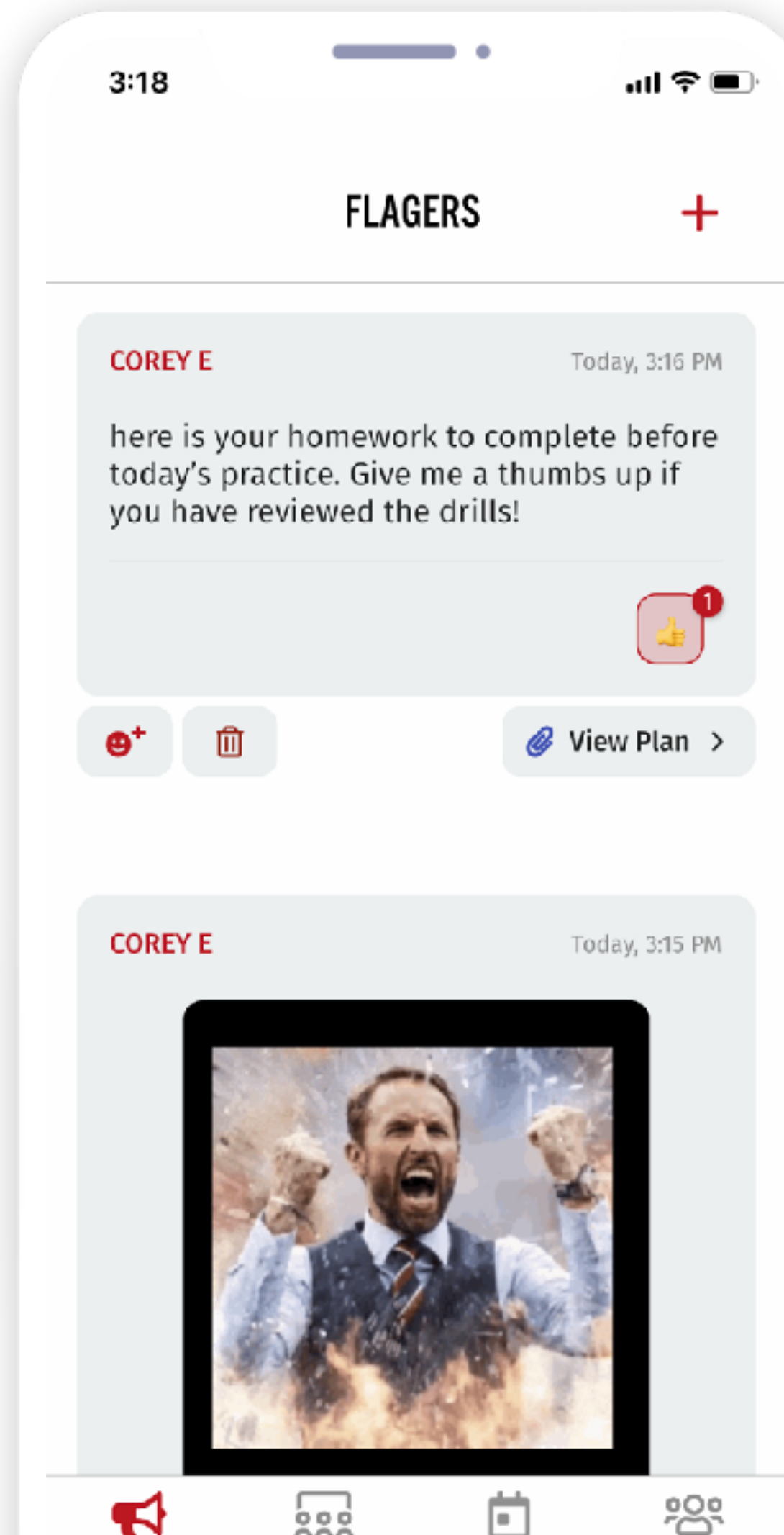
**Create Your Own Plans and Drills In The App**

**Share Content With Other Coaches & Players**

# Team Management Tools

**Manage Your Teams  
Practice & Game Schedule**

**Keep Track Of Who Is  
Attending Your Activities**



**Communicate By Posting  
Team Announcements**

**Manage Your Team Roster  
& Contact Information**

# Getting Started



# Account Creation For Head Coaches

## 1. Download

Search “Football Canada Mobile” on the App Store or Google Play and Download.

## 2. Sign up or Sign in

Complete all information to register your account for free and sign into the mobile app.

## 3. Create your Team

Create a team by entering your team name, age group and game type.

The image displays two smartphone screens side-by-side, illustrating the account creation process for the FC Mobile app. Both screens show a status bar at the top with the time 3:13 and signal/battery icons.

The left screen, titled "SIGN UP WITH FC MOBILE", contains the following fields and elements:

- First Name
- Last Name
- Email
- Password (with an eye icon for toggling visibility)
- MM (Month)
- DD (Day)
- YYYY (Year)
- Province (dropdown menu)
- A checkbox for "I have read and agree to the FC Mobile [Terms of Service](#) and [Privacy Policy](#)"

The right screen, titled "SIGN IN WITH YOUR FC MOBILE ACCOUNT", contains the following fields and elements:

- Username or Email
- Password (with an eye icon for toggling visibility)
- A red link for "FORGOT PASSWORD?"
- A red "SIGN IN" button
- A red link for "DON'T HAVE AN ACCOUNT? SIGN UP TODAY"

# Account Creation For Parents & Players

## 1. Download

Search “Football Canada Mobile” on the App Store or Google Play and Download.

## 2. Sign up or Sign in

Complete all information to register your account for free and sign into the mobile app.

## 3. Enter Team Code

Select “Join Team” and enter the 6 digit team code shared by your coach to be instantly added to the team roster.

The image displays two smartphone screens side-by-side, illustrating the account creation process for the FC Mobile app. Both screens show a status bar at the top with the time 3:13 and signal/battery icons.

The left screen, titled "SIGN UP WITH FC MOBILE", contains the following fields and elements:

- First Name
- Last Name
- Email
- Password (with an eye icon for toggling visibility)
- MM (Month)
- DD (Day)
- YYYY (Year)
- Province (dropdown menu)
- A checkbox with the text: "I have read and agree to the FC Mobile [Terms of Service](#) and [Privacy Policy](#)"

The right screen, titled "SIGN IN WITH YOUR FC MOBILE ACCOUNT", contains the following fields and elements:

- Username or Email
- Password (with an eye icon for toggling visibility)
- A red link: "FORGOT PASSWORD?"
- A red "SIGN IN" button
- A red link: "DON'T HAVE AN ACCOUNT? SIGN UP TODAY"



# General App Use & Support

## 1. Basic Navigation

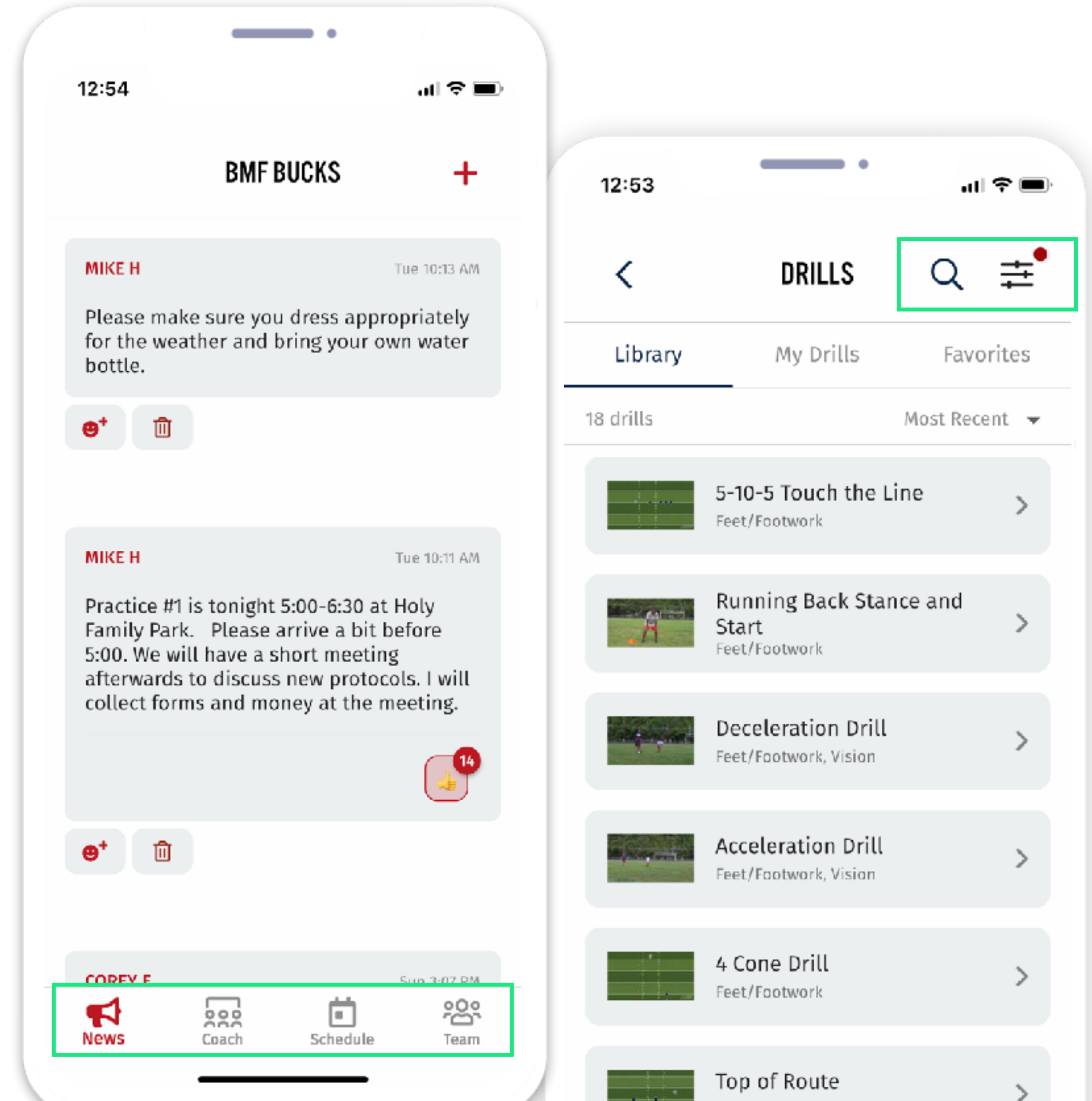
Use the bottom bar to switch quickly between communication, coaching, scheduling & team management tools.

## 2. Action Buttons

When inside of a specific feature, look for the action buttons in top right corner for what you can do inside of that feature. .

## 3. General Support

In your app account setting screen, you can find links directly to our app feature support page that describe how to use each feature.





# **Implementation With New Coaches**

# Coaching Tool Focus

## Pre-made Plans

1

All coaches are automatically provided with detailed pre-made week-by-week plans for them to follow throughout the entire season.

## Drill Breakdowns


2

Immediately before coaches run each practice, they can review the detailed breakdown of how to run each drill, key coaching points to look for, and how to vary the drill based on players abilities.

## Simple Plan Sharing

3

Coaches can easily share these pre-made plans with their assistant coaches or other parents helping run practice. This helps practices run smooth by getting everyone on the same page.



# **Implementation With Experienced Coaches**

# Coaching Tool Focus

## Create & Share Weekly Plans

1

Coaches can quickly create, update and share weekly practice plans with other coaches more efficiently. No more designing plans in excel, sending them by email and printing plans for on-field use during practice.

## New Drill Ideas

2

If you do the same 5 drills every practice for an entire season, players get bored and stop participating. Using the drill library to find fresh drills to add to your plans can help keep practice fun and productive for the entire season.

## On-field Practice Efficiency

3

If players are struggling with a specific skill, you can send drills to be done at home with a parent.



**For More Information Visit  
[footballcanadamobile.com](http://footballcanadamobile.com)**